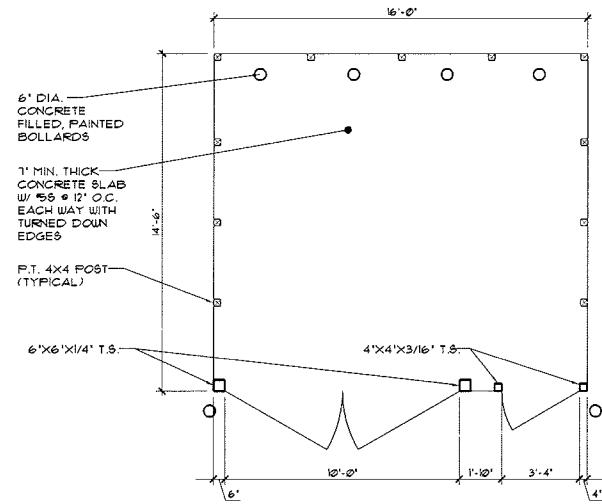
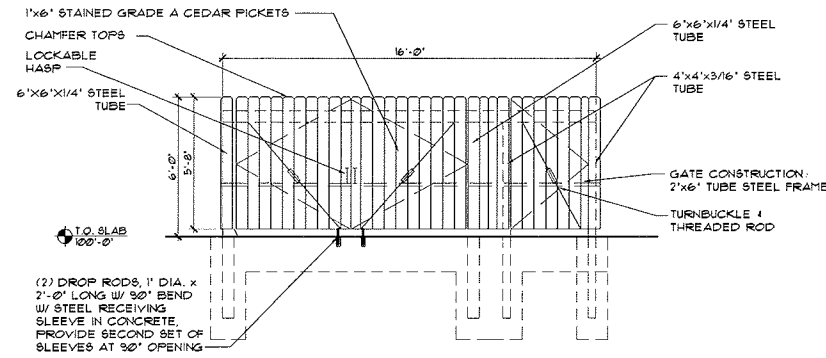




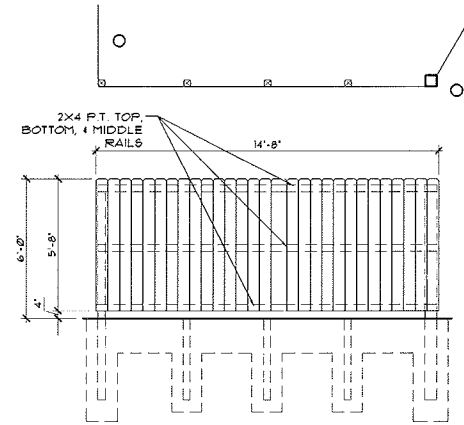
GARY BRINK & ASSOCIATES
ARCHITECTS
8401 EXCELSIOR DRIVE
MADISON, WI 53717
608-829-1750
608-829-3056 (FAX)



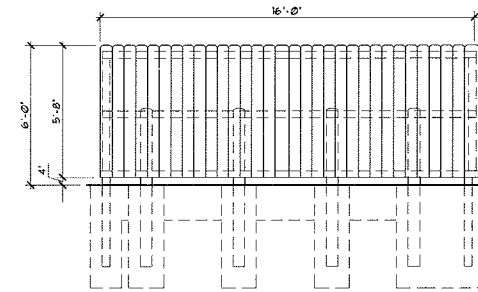
1 TRASH ENCLOSURE - PLAN
SCALE: 1/4"=1'-0"



2 TRASH ENCLOSURE - FRONT ELEVATION (SOUTH)
SCALE: 1/4"=1'-0"

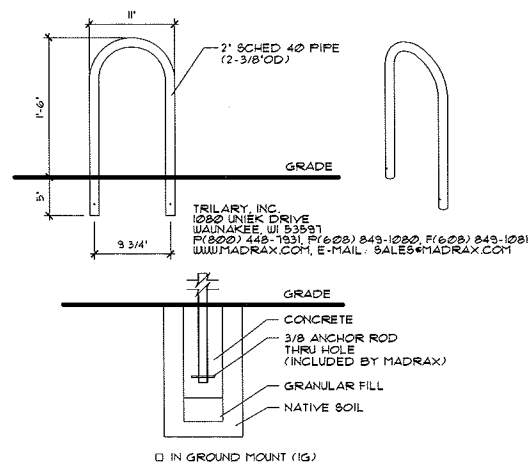


3 TRASH ENCLOSURE
EAST & WEST ELEVATIONS
SCALE: 1/4"=1'-0"

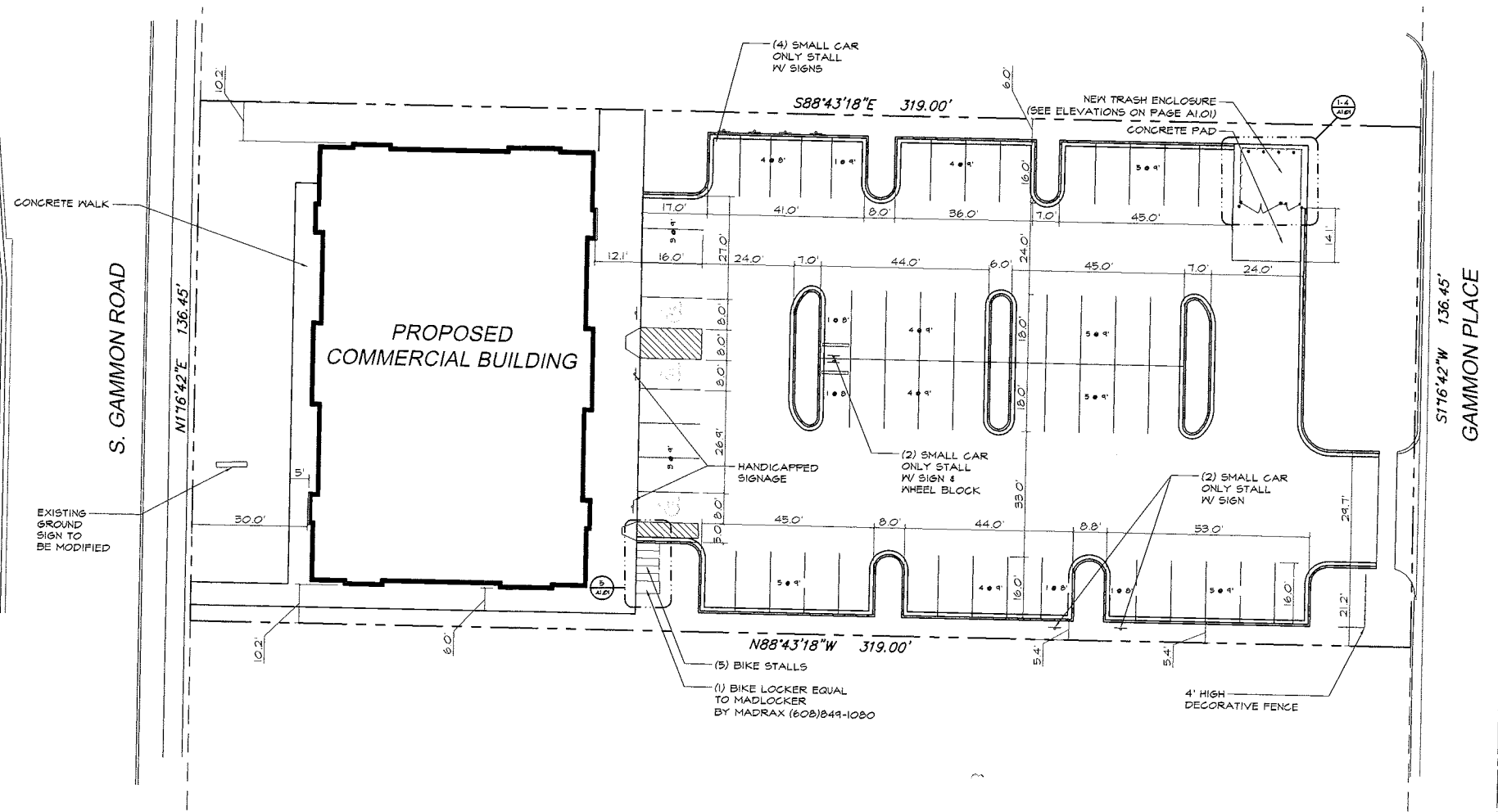


4 TRASH ENCLOSURE - BACK ELEVATION (NORTH)
SCALE: 1/4"=1'-0"

SITE INFORMATION BLOCK	
Site Address	422 GAMMON PLACE
Site acreage (total)	59.4285 (13,532 SF)
Number of building stories (above grade)	1
Building height	
DJMR (type of construction (see structures or additions))	SA
Total square footage of building	8,768 SF
Lot coverage	39.8
Usable open space	24.8
Use of property	MULTI-TENANT RETAIL
Gross square feet of office	
Gross square feet of retail area	
Number of employees in warehouse	
Number of employees in production	
Capacity of restaurant/place of assembly	
Number of bicycle stalls shown	5
Number of parking stalls:	
Small Car	52/58
Large Car	4/8
Handicap	3
Total	59
Number of trees shown (See Landscape Plan)	



5 DETAIL - TYPICAL BIKE RACK
SCALE: NONE



SITE PLAN
SCALE: 1"=20'

PROJECT: 422 GAMMON PLACE
422 GAMMON PLACE
MADISON, WI 53719
CLIENT: PARK TOWNE DEVELOPMENT
402 GAMMON PLACE, SUITE 300
MADISON, WI 53719

PROJECT: 201211
DRAWN BY: KD
DATE:
SCALE: AS NOTED
PRELIMINARY 05/23/2013
SUBMITTAL 06/05/2013
REVISED SITE PLAN 06/24/2013

SITE PLAN

A1.01