

Fully Leased Retail Condo For Sale

2727 W Beltline Hwy
Madison, WI 53713

Space Profile

Asking Price	\$1,350,000
Available Space	5,760 SF
Term Ends	9/30/2028
Site Size	0.89 acres
Cap Rate	8.71%
Year Built	2007
Electrical	600 amps, 3 phase/4 wire
Zoning	CC-T (Commercial Corridor)
Ceiling Height	20' - 22'
Fire Protection	Wet System
Parking	Total of 54 spaces
Notes	<ul style="list-style-type: none"> • Shared grade level loading dock • Two restrooms • All glass storefront for lots of natural light and display area exposure

Description

The property at 2727 West Beltline Highway offers a unique opportunity to acquire a commercial/retail condo unit in a like-new building, with exposure to the highest traffic counts in the Madison area. With a modern, high-end image, prominent building signage facing north and west, monument signage, and immediate access to the Beltline, this property will provide the new occupant with instant name recognition and unsurpassed exposure. The space is suitable for retail/showroom use, and could also be a great space for a professional office tenant or service company looking for high visibility. The property also provides ample parking, and a rear loading dock. Join Verlo Mattress Factory in this thriving Beltline Corridor.

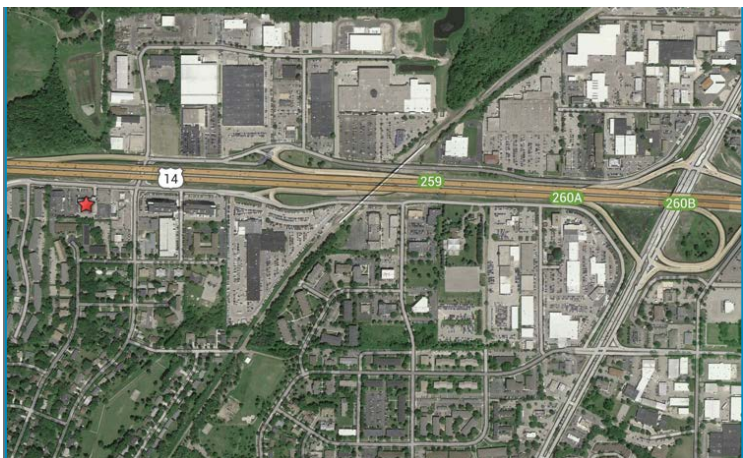
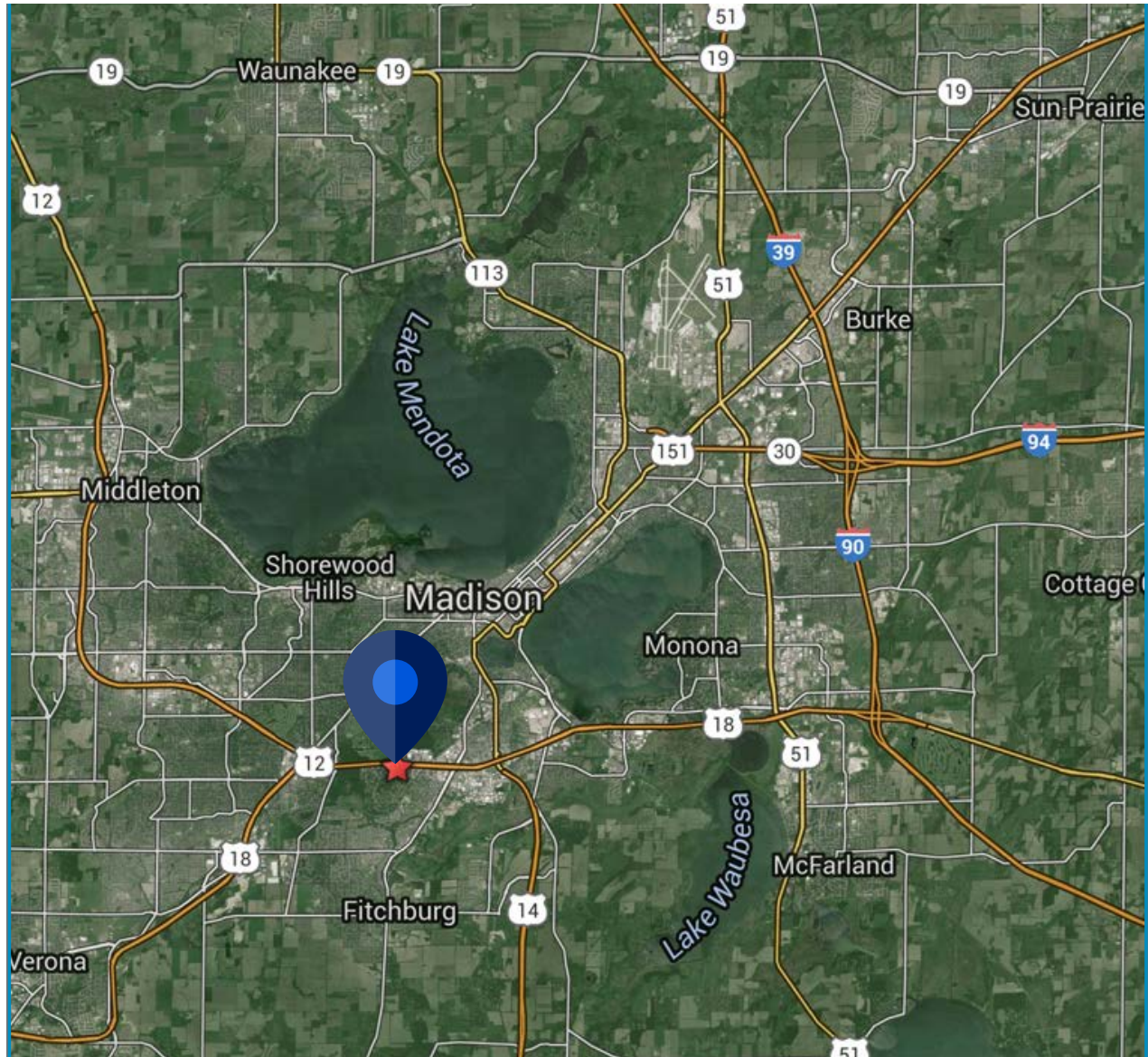
**Like-new, high-end
retail space**

For More Information



TJ Blitz
608.444.9440
tblitz@cresa.com

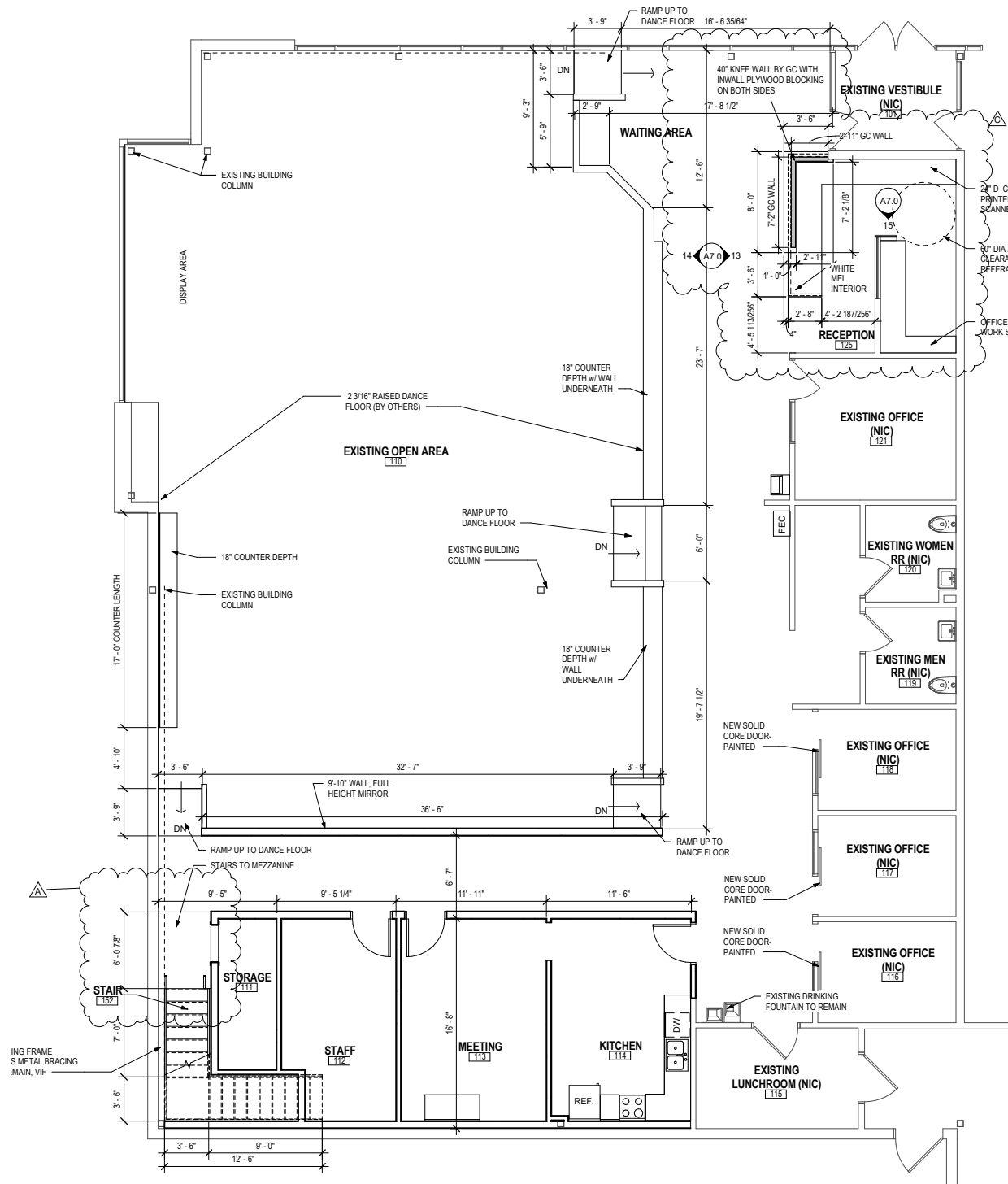
Even though obtained from sources deemed reliable, no warranty or representation, express or implied, is made as to the accuracy of the information herein, and it is subject to errors, omissions, change of price, rental or other conditions, withdrawal without notice, and to any special listing conditions imposed by our principals.



FLOOR PLAN

cresa

2727 W Beltline Hwy



For More Information

Cresa
613 Williamson Street
Suite 210
Madison, WI 53703
cresa.com/madison



TJ Blitz
608.444.9440
tblitz@cresa.com

