

Location Facts & Demographics

Demographics are determined by a 10 minute drive from 326-330 State St, Madison, WI 53703

CITY, STATE

Madison, WI

POPULATION

37,172

AVG. HH SIZE

2.21

MEDIAN HH INCOME

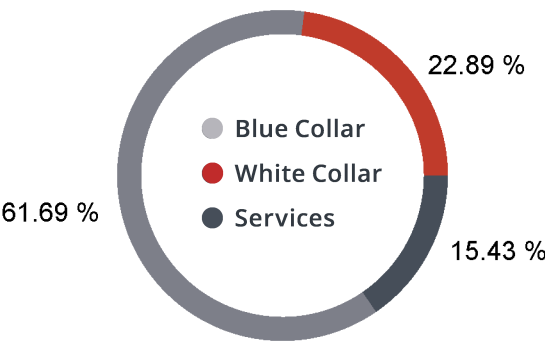
\$59,457

HOME OWNERSHIP

Renters: 10,286

Owners: 6,436

EMPLOYMENT



58.31 %

Employed

1.86 %

Unemployed

EDUCATION

High School Grad: 13.90 %

Some College: 15.11 %

Associates: 5.45 %

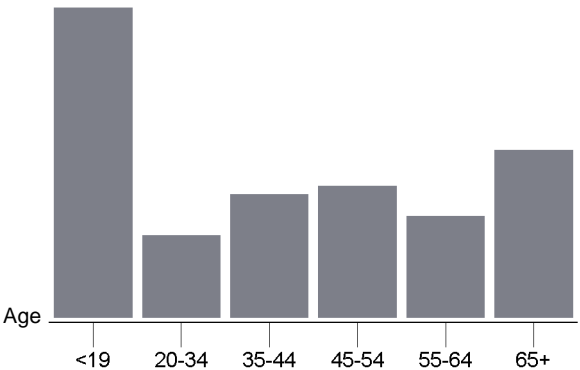
Bachelors: 64.48 %

GENDER & AGE

49.84 %



50.16 %



RACE & ETHNICITY

White: 69.95 %

Asian: 14.80 %

Native American: 0.00 %

Pacific Islanders: 0.00 %

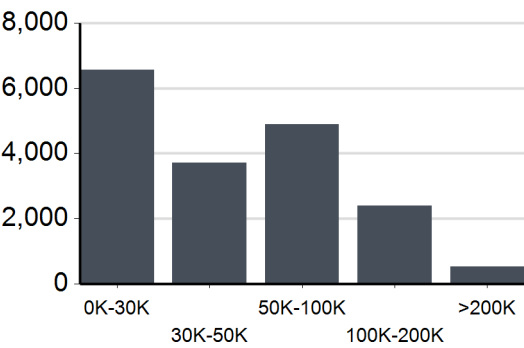
African-American: 4.68 %

Hispanic: 6.89 %

Two or More Races: 3.69 %



INCOME BY HOUSEHOLD



HH SPENDING



Housing

\$17,128



Grocery

\$6,191



Travel

\$6,401



Entertainment

\$2,753



Electricity

\$1,611



Apparel

\$1,294



Furniture

\$228



Gas

\$373