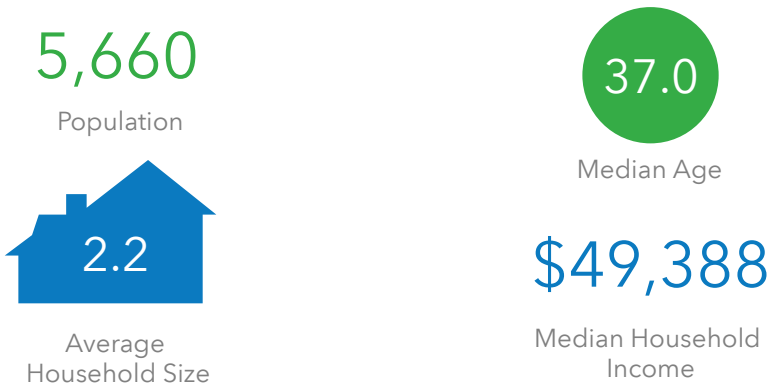


Key Facts

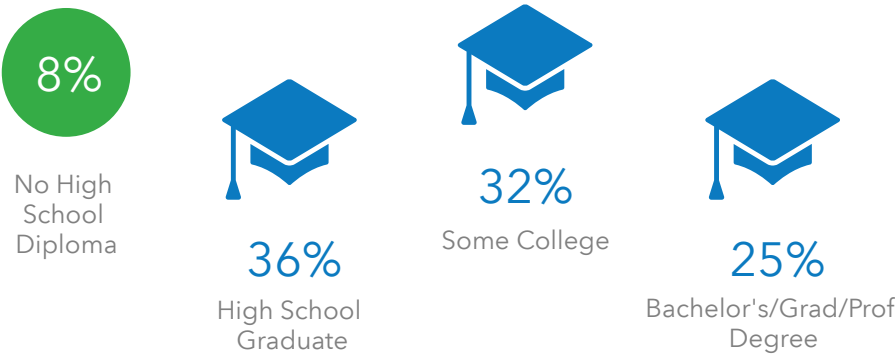
724 Moore St, La Crosse, Wisconsin, 54603 (3 minutes)
724 Moore St, La Crosse, Wisconsin, 54603
Drive time of 3 minutes

Prepared by Esri
Latitude: 43.85257
Longitude: -91.24645

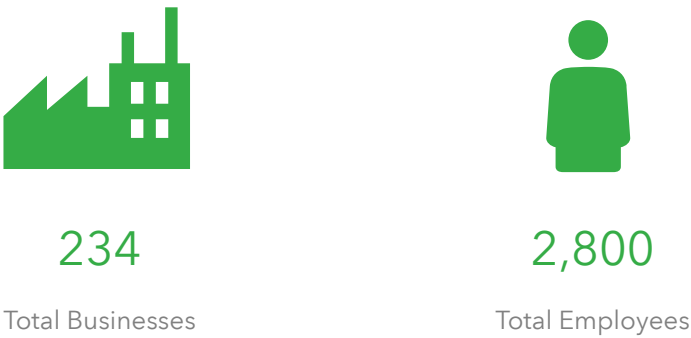
KEY FACTS




EDUCATION



BUSINESS



EMPLOYMENT



INCOME



Households By Income

The largest group: \$50,000 - \$74,999 (24.8%)
The smallest group: \$150,000 - \$199,999 (0.9%)

Indicator ▲	Value	Diff	
<\$15,000	6.3%	-2.2%	
\$15,000 - \$24,999	10%	+1.2%	
\$25,000 - \$34,999	13.3%	+4.3%	
\$35,000 - \$49,999	21%	+6.5%	
\$50,000 - \$74,999	24.8%	+1.9%	
\$75,000 - \$99,999	12.6%	-0.5%	
\$100,000 - \$149,999	9.6%	-5.1%	
\$150,000 - \$199,999	0.9%	-3.7%	
\$200,000+	1.4%	-2.6%	

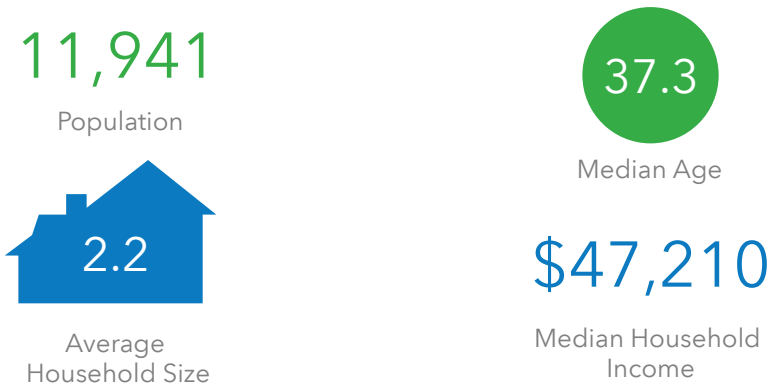
Bars show deviation from La Crosse County

Key Facts

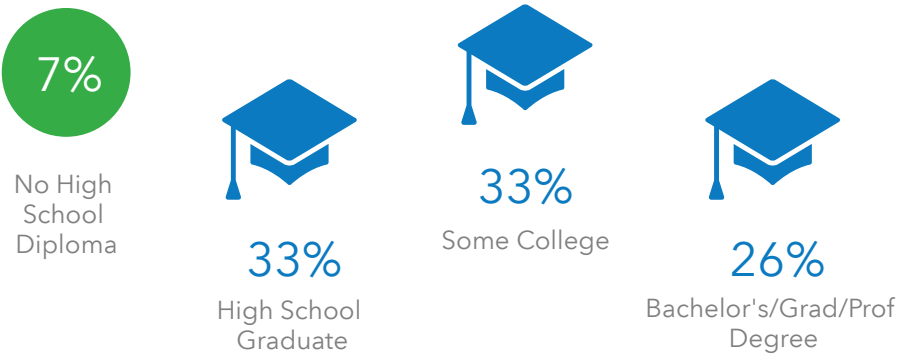
724 Moore St, La Crosse, Wisconsin, 54603 (5 minutes)
724 Moore St, La Crosse, Wisconsin, 54603
Drive time of 5 minutes

Prepared by Esri
Latitude: 43.85257
Longitude: -91.24645


KEY FACTS



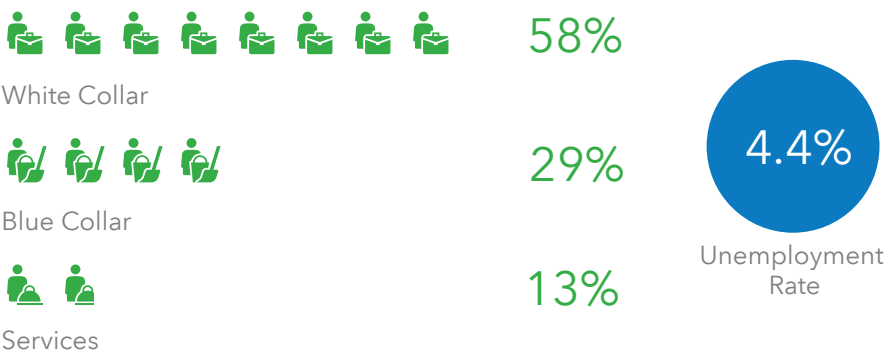
EDUCATION



BUSINESS



EMPLOYMENT



INCOME



Households By Income

The largest group: \$50,000 - \$74,999 (24.3%)
The smallest group: \$200,000+ (1.7%)

Indicator ▲	Value	Diff	
<\$15,000	8.2%	-0.3%	
\$15,000 - \$24,999	11.1%	+2.3%	
\$25,000 - \$34,999	13.5%	+4.5%	
\$35,000 - \$49,999	19.9%	+5.4%	
\$50,000 - \$74,999	24.3%	+1.4%	
\$75,000 - \$99,999	10.5%	-2.6%	
\$100,000 - \$149,999	8.8%	-5.9%	
\$150,000 - \$199,999	1.9%	-2.7%	
\$200,000+	1.7%	-2.3%	

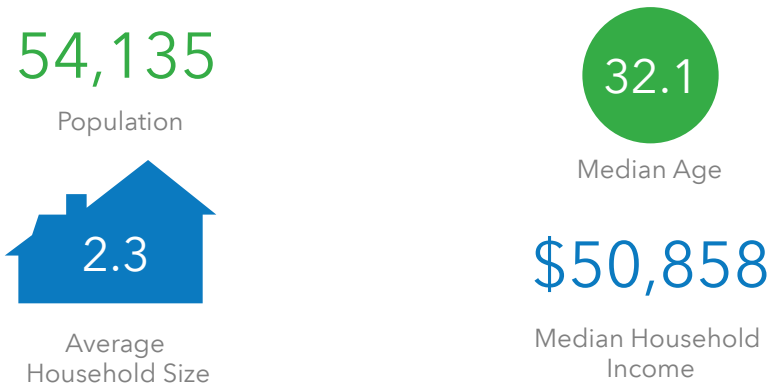
Bars show deviation from La Crosse County

Key Facts

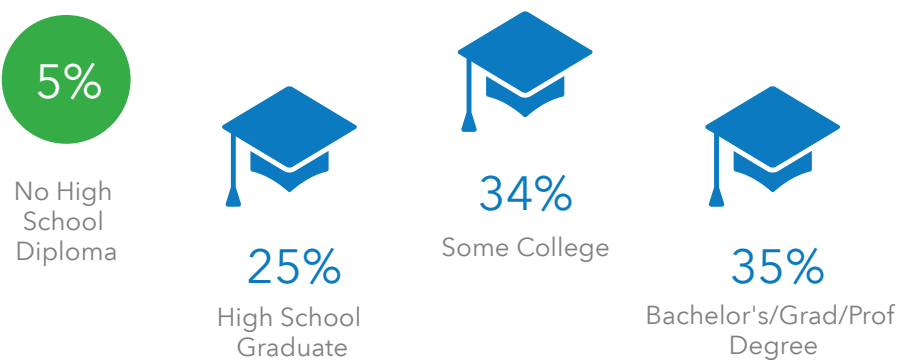
724 Moore St, La Crosse, Wisconsin, 54603 (10 minutes)
724 Moore St, La Crosse, Wisconsin, 54603
Drive time of 10 minutes

Prepared by Esri
Latitude: 43.85257
Longitude: -91.24645

KEY FACTS




EDUCATION



BUSINESS



EMPLOYMENT



INCOME



Households By Income

The largest group: \$50,000 - \$74,999 (22%)
The smallest group: \$200,000+ (3.6%)

Indicator ▲	Value	Diff		
<\$15,000	11.6%	+3.1%		
\$15,000 - \$24,999	10.9%	+2.1%		
\$25,000 - \$34,999	10.3%	+1.3%		
\$35,000 - \$49,999	16.1%	+1.6%		
\$50,000 - \$74,999	22%	-0.9%		
\$75,000 - \$99,999	10.3%	-2.8%		
\$100,000 - \$149,999	11.5%	-3.2%		
\$150,000 - \$199,999	3.9%	-0.7%		
\$200,000+	3.6%	-0.4%		

Bars show deviation from La Crosse County